




Welcome to Reception Class (Wrens) Curriculum Meeting







Staff

Teachers:

- Mrs Collins (Monday, Tuesday and Wednesday)
- Mrs Grainger (Thursday and Friday)
- Mrs Jewitt (covering Mrs Grainger's non-contact time)
- Miss Rice (student teacher Monday – Thursday)
- Mrs Pascal – SENDCo
 - *Inclusion role and might be in touch with parents even if a child does not have SEN*
 - *Provides wellbeing support and behaviour support*

Support staff:

- Mrs Persson
- Mrs Stevens



Attendance

- The school gates open at 8.30am
- The school day starts at 8.40am
- If children arrive after 8.40am, they are marked as late
- Being late can cause children to feel anxious if they are coming into the classroom when everyone is settled and starting their work
- Being late or missing school regularly, can affect progress in learning, friendships and social interactions
- The school will be in touch if lateness or absence causes concern so that help and support can be put in place



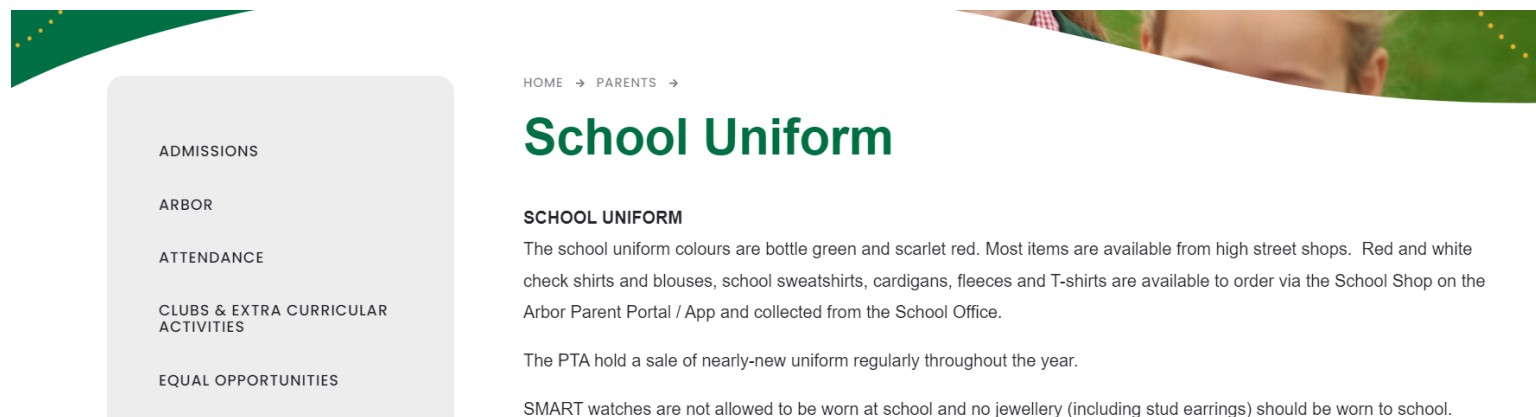
Attendance

- Research from the DfE found that pupils who performed better at the end of primary (Y6 SATs) and secondary school missed fewer days than those who didn't perform as well.
- When pupil attendance falls below 90% (equivalent of missing one day a week), the school will be in touch with families about support or referrals to improve the attendance.
- Holidays during term time are not authorised and penalty notice fines may be issued via the local authority.
- If your child is too unwell to attend school, please inform the office by 9.30am at the latest, providing details of illness.



Uniform and PE Kit

The full uniform list is on the [school website](#):



- **Plain black shoes/trainers** on non-PE days
- **No jewellery, including stud earrings**
- **Wrist watches only, no SMART watches**

- **Our PE days are Tuesday and Friday and the PE uniform list is:**
- Plain red t-shirt or school red t-shirt with school logo
- Black shorts (not branded)
- White socks
- Trainers
- Plain black hoodie



School Values and School Rules

Aim High, Achieve More



- I am safe
- I use kind words and actions
- I try my best
- I look after my school and environment

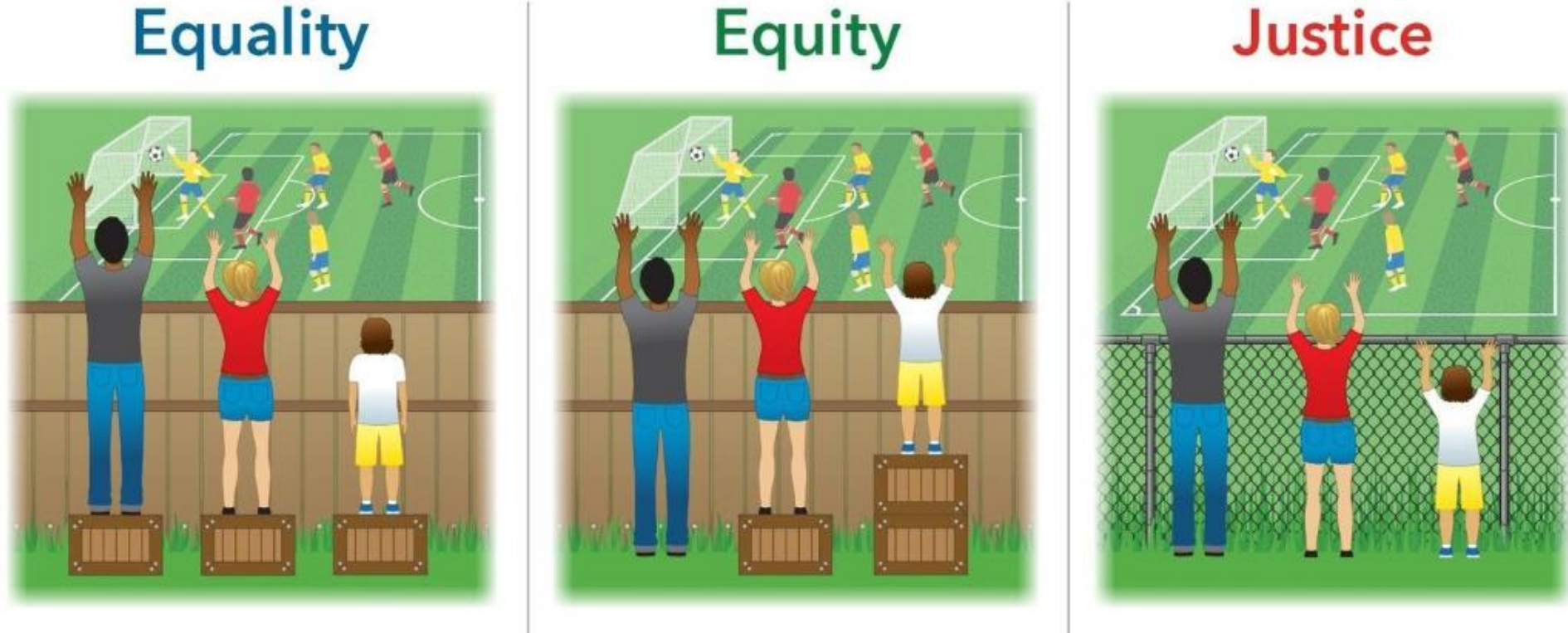


School Rules and Behaviour

- *Behaviour is learning and can impact learning*
- *We support children being able to understand positive/negative behaviour*
 - *Zones of Regulation*
 - *Making correct choices*
 - *Restorative approach*
 - *Recognising and celebrating*
 - *Removal of responsibilities*
- *Formal steps to support improvement*
- *Every child at different stages and every child needing different types of support*



Learning Support



“Interaction Institute for Social Change | Artist: Angus Maguire.”

Aim High, Achieve More



Prime Areas of Learning

The Early Years Foundation Stage (EYFS) framework 2023 is split into 2 areas: prime and specific.

The 3 prime areas:

- 1) Communication and language
- 2) Physical development
- 3) Personal, social and emotional development



Specific Areas of Learning

The 4 specific areas:

- 1) Literacy
- 2) Maths
- 3) Understanding the world
- 4) Expressive arts and design





Phonics



- We use 'Bug Club Phonics'
- 'Phonics Bug' is a fun and interactive programme we use at school daily
- Your child's reading book is apart of the Bug Club scheme
- The Phonic bug actions help children's learning of the sounds – try to use at home. We will communicate these home via Tapestry
- Concentrate on the sound not the name of the letter to begin with -
E.g. c, l
- Games to play in the car:
 - batting words e.g. 'how many words begin with 's'?
 - I SPY with my little eye a, g, t.



Phonics

- Children will start to learn sounds very quickly in Reception. Normally 3/4 sounds a week.
- At this point, flashcards of the sounds will be sent home weekly. As part of their daily reading, we ask you to complete the flashcards, so the children are practising all sounds taught to date.
- Keywords (blue and pink cards) will also be sent home to learn alongside the Phonics Bug Club books.
- Words on pink cards are decodable words and words on blue cards are not decodable and therefore they need to know them by sight. As your child moves through the levels, they will get to know the keywords but rote. Previous level keywords will be shuffled into a different order to ensure learning by rote is not happening. A red piece of card will indicate the new level keywords, and these will stay in order. (We promise we will help you with this)



Phonics


- Writing - encourage your child to SOUND out what they want to spell.
- We want them to have a go themselves.
- PLEASE don't say it's spelt incorrectly.
- Spell words phonetically (children write down what they can hear).

- When does this change?
- Keywords are used all the time.
- Gradually children begin to recognise and write these words



Reading

- Demonstrate/model reading
- Share reading books with them – don't stop reading to them
- Explore different types of books
- Picture books – the book doesn't have to have any words
- Look at pictures in detail and discuss – develop language
- **DON'T COVER THE PICTURES**
- Reading skills: Comprehension and Prediction
- **IMPORTANT:** You don't have to read the whole book in one go
- Play games, e.g. look at different letters
- Develop a routine





Reading and Writing




- Reading and Writing are interlinked
- Reading helps sounds in writing
- We use print writing in Reception
- Children can practise writing their own name (first and surname) using a capital letter at the start of their name
- Lined paper/pencil – practise writing and forming letters correctly as well as supporting the correct pencil grip





Maths



- Remember, maths is all around us – contextualise maths
- Counting forwards and backwards to 10 then 20
- Can they recognise written numbers to 20?
- Counting – make sure they physically move objects when counting
- Number bonds to 10
- Repeating patterns
- Measurements; tall/short, highest, lowest, heavy, light etc.
- Mathseeds: it is an exciting online learning programme for your child to use at home that consolidates what we have been learning in class. 2 or 3 driving lessons will be set each week linked to our previous week learning
- Mathseed certificates – certificates are not related to the driving lessons but the completion of maps





Home Learning



- Yellow Reading Diary:

Sharing/ Reading a book – approx 10 mins daily. Either write a comment or initial to show shared reading has occurred.

- Sound flashcards to be completed as part of your reading time
- Keywords (pink and blue cards) to be completed as part of reading time
- Yellow Phonics sound folder – Phase 2 and Phase 3 sounds. Given out on a Friday to be returned by the Wednesday please.
- Mathseeds; driving lessons set weekly.



Keeping Parents Updated

- **Termly Open Mornings/Afternoons**
(advertised in the newsletter via Tapestry)
8.30am-8.45am or 2.50pm-3.05pm
A chance to come into the classroom and see the children's learning throughout the year.
First open afternoon: Thursday 16th October at 2.50pm
- **Class Learning Assemblies**
- **Christmas Nativity**
- **Tapestry**
- **Parents' Evenings** (Autumn, Spring)
- **End of year report**



Pastoral Support

Class based staff all work together for the wellbeing of the children.
Please keep us informed of anything you think may affect your child.
Let's work together!

Mrs Pascal – SENDCo

Access to therapists, wellbeing support.





Little things to reassure you

Remember we are here to help and look after the children

If children have come in unsettled/upset we will try at some point throughout the day to give you a call/email to let you know how they are

Toilet concerns, little accidents, please put spare underwear in their book bags

Children will come home very tired to begin with

Have they eaten enough at lunch time? No news is good news - we will inform you if they have not eaten well

If they bump their head at school you will receive an email via Arbor to let you know. If it is more severe then of course we will let you know either face to face or over the phone



Little Reminders

- Please can your child have a water bottle and coat (weather appropriate clothing) everyday
- Please can your child bring their book bag and reading record/book in every day
- Please do not put water bottles in book bags as they tend to leak
- Please name everything.
- Show and Tell is on a Friday
- Make sure to have your child's eyesight and hearing checked
- Make sure any medication is in the office and kept up to date





Wrens



Amazon Wish List **coming soon:**

- Classroom resources
- Outdoor learning resources
- Books

*thank
you*



Keep in touch!

Safeguarding – get in touch with any changes of pick up/important family updates

Try the website for information first (if what you're looking for is not on the website, let us know. Other people may be looking for it too)

Year R's email address: yearr@tatsfieldtlt.co.uk

Office email address: school@tatsfieldtlt.co.uk

Speak to staff with any questions, comments or celebrations



Apologies in advance for any messy school clothes

SORRY
about the
MESS
but we are
LEARNING
here.