



**Welcome to Year 1  
(Robins)  
Curriculum Meeting  
2024**





# Staff

Mrs Ford – I will be teaching Robin class everyday.

Mr Lucas is our teaching assistant everyday (with the exception of Wednesday afternoon)

Mrs Dalgleish will cover my non-contact time on a Tuesday afternoon

Mrs Pascal (SENCO) – inclusion, providing wellbeing and behaviour support



# Attendance

- The school gates open at 8.30am
- The school day starts at 8.40am
- If children arrive after 8.40am, they are marked as late
- Being late can cause children to feel anxious if they are coming into the classroom when everyone is settled and starting their work
- Being late or missing school regularly, can affect progress in learning, friendships and social interactions
- The school will be in touch if lateness or absence causes concern so that help and support can be put in place



# Attendance

- Research from the DfE found that pupils who performed better at the end of primary (Y6 SATs) and secondary school missed fewer days than those who didn't perform as well.
- When pupil attendance falls below 90% (equivalent of missing one day a week), the school will be in touch with families about support or referrals to improve the attendance.
- Holidays during term time are not authorised and penalty notice fines may be issued via the local authority.
- If your child is too unwell to attend school, please inform the office by 9.30am at the latest, providing details of illness.



# Uniform and PE Kit

- The full uniform list is on the school website:

HOME → PARENTS →

## School Uniform

### SCHOOL UNIFORM

The school uniform colours are bottle green and scarlet red. Most items are available from high street shops. Red and white check shirts and blouses, school sweatshirts, cardigans, fleeces and T-shirts are available to order via the School Shop on the Arbor Parent Portal / App and collected from the School Office.

The PTA hold a sale of nearly-new uniform regularly throughout the year.

SMART watches are not allowed to be worn at school and no jewellery (including stud earrings) should be worn to school.

- Black shoes on non-PE days
- No jewellery, including stud earrings
- Wrist watches only, no SMART watches

**Our PE days are Monday and Wednesday**

## **PE uniform**

- Plain red t-shirt or school red t-shirt with school logo
- Black shorts (not branded)
- White socks
- Trainers
- Plain black hoody



# School Values & Rules

*Aim High, Achieve More*



- I am safe
- I use kind words and actions
- I try my best
- I look after my school and environment



# School Rules and Behaviour

- *Behaviour is learning and can impact learning*
- *We support children being able to understand positive/negative behaviour*
  - *Zones of Regulation*
  - *Making correct choices*
  - *Restorative approach*
  - *Recognising and celebrating*
  - *Removal of responsibilities*
  - *Formal steps to support improvement*
- *Every child at different stages and every child needing different types of support*



# Learning – Whole School Focus

- Sense of belonging (Equity, Diversity, Inclusion) Rachel Macfarlane
- Positive behaviour for learning
- Maths – recall
- Spelling
- High Quality Teaching
  - For all - using strategies that specifically help some, will not hinder others.
- Less time out of lessons (dumping knowledge at the door)
- Maximising pupil progress – high expectations for all



# Learning Support

Equality



Equity



Justice



*Aim High, Achieve More*



# Phonics

Did you know...?

The English language has...

- 26 letters
- 44 sounds
- Over 100 ways to spell those sounds

It is one of the most complex languages to learn to read and spell





# Phonics



## Why do we teach Phonics?

- The ability to read and write well is a vital skill for all children, paving the way for an enjoyable and successful school experience
- Phonics helps children to develop good reading and spelling skills
- Children learn to hear and recognise sounds in words and spell them correctly
- This assists with confidence, accuracy and fluency:
  - e.g **cat** can be sound out for reading and spelling
- Phonics is – skills for **segmenting** and **blending** and knowledge of the alphabet



# Phonics



- At Tatsfield we follow the Pearson Bug Club scheme and in Year 1 (like Reception Class) will be taking part in daily phonics sessions, so please ask your child which sounds we are covering in the week.
- The teaching of Phonics takes place in a series of **phases**.
- There is a six-phase teaching programme. We are currently recapping Phase 3/4 before moving on to Phase 5.
- We are working towards the national phonics screening check in June. Leading up to this we will be assessing the children throughout the school year to assess additional support where required.



# Phonics




## Terminology

- Phoneme – a unit of sound
- Digraph – two letters that make one sound – sh (shop)
- Trigraph – three letters that make one sound – igh (light)
- Split digraph – contains two letters (a\_e, e\_e, i\_e, o\_e and u\_e) they are split between a consonant – a\_e (cake) i\_e (bike)
- Syllables – beats in words – sock 1 syllable, hamster 2 syllables, Manchester 3 syllables
- Grapheme – the way we write the sound



# Reading

- Children need to develop good reading skills to understand what they have read.
- To help children develop these skills, they will be asked to read the same book more than once.
- Please listen to your child reading daily and record this in their reading record.
- We will check the reading records daily, and we aim to change the books on a Tuesday & Friday.
- Please ask your child questions about the text they have read to check their understanding and get them to ask you questions as well. Make links to own life experiences.
- It is also important to read to your child, as this helps them to expand their understanding and vocabulary.
- Your child's reading book will match the Phonic phase they are reading at.
- They will also have key words that they will need to learn to read.







# Reading

## How can you help your child at home?

- Play lots of sound and listening games
- Read as much as possible to and with your child
- Encourage and praise, allow them to have a good guess
- Encourage your child to use their phonic skills to decode words they are unsure of
- Discuss words they are unsure of
- Play games when out and about in the environment (eg 'I Spy') to help them develop their vocabulary
- Talk to your child as much as possible to expose them to new vocabulary





# CUSP Spelling for Y1 (summer term) - Y6

- **Taught in 2-week blocks.** Each block includes the study of key spelling concepts. (We call them concepts and not rules because there are simply too many exceptions to any pattern for it to be a rule)
- The curriculum is **not built around the rote memorisation** of spelling 'rules'; focus is building on what pupils have learnt through Phonics lessons and teaching them to seek patterns and reason about how to spell new or unfamiliar words.
- No weekly spelling tests, or word lists to learn
- Weekly tasks will be sent home - linked to the learning completed in class.
- Spelling and dictation test at the end of each term.





# English

- Writing in Year 1 will develop their independence, confidence, and give them the opportunity to use their phonic knowledge. We deliver this through Talk for Writing.
- We will be working in-line with the curriculum to improve their creative writing, as well as their grammatical knowledge.
- Handwriting will also be taught weekly as well. Handwriting will be taught using pre cursive font so please encourage this when the children are writing at home.



Talk for Writing™



# Maths

Maths will be taught using the White Rose Scheme of Work. Here is an overview of what the children will be learning throughout the school year.

	Week 1	Week 2	Week 3	Week 4	Week 5	Week 6	Week 7	Week 8	Week 9	Week 10	Week 11	Week 12
Autumn	Number Place value (within 10) FREE TRIAL <a href="#">VIEW</a>					Number Addition and subtraction (within 10) <a href="#">VIEW</a>					Geometry Shape <a href="#">VIEW</a>	Consolidation
Spring	Number Place value (within 20) <a href="#">VIEW</a>	Number Addition and subtraction (within 20) <a href="#">VIEW</a>			Number Place value (within 50) <a href="#">VIEW</a>	Measurement Length and height <a href="#">VIEW</a>	Measurement Mass and volume <a href="#">VIEW</a>					
Summer	Number Multiplication and division <a href="#">VIEW</a>	Number Fractions <a href="#">VIEW</a>	Geometry Position and direction <a href="#">VIEW</a>	Number Place value (within 100) <a href="#">VIEW</a>	Measurement Money <a href="#">VIEW</a>	Measurement Time <a href="#">VIEW</a>	Consolidation					



# The Wider Curriculum

Please look at the Year 1 yearly overview online to see exactly what we cover, and when we cover it.

During Summer 2 we will be taking part in Forest school.

**These are the subjects that we cover in Year 1:**

History	Geography	Art	DT	RE
PSHE	PE	Games	Computing	Music



# Keeping Parents Updated

- **Termly Open Mornings or Afternoons** - 8.30am-8.45am or 2.50pm-3.05pm (advertised in the newsletter and on Sneak Peeks) - please come in to see the children's books and the classroom.
- **Class Learning Assemblies**
- **Parents' Evenings** (Autumn, Spring)
- **Sneak Peeks**
- **Emails**



# Homework

## **Maths and Phonics:**

- Every Tuesday children will receive a small piece of Phonics and Maths homework to support their learning in school.
- This should be returned on the following Monday.
- **READING, READING, READING!**


## **Projects:**

During the year, the children will receive a homework puzzle with 6 different pieces of homework. You can choose how much you complete.




# Online Safety

- Acceptable Use Agreements – follow these rules
- Links with Behaviour Policy (online/in real life) - consequences
- Age restrictions and parental controls




[Parent Control Guides](#)



## Parental controls

Internet Matters. Snapchat tips and advice to keep children safe while using the platform. Social media.

[READ MORE](#)



## Apps & Platforms

How to stay safe on Snapchat: Parent guide | Internet Matters. Learn more about the platform, how it works, and more to help keeps teens safe on Snapchat.

[READ MORE](#)

[Snapchat guide for parents \(13+\)](#)

**WhatsApp safety guide for parents**

internet matters.org

**13+** WhatsApp's minimum age in the UK

**58%** Kids aged 3-17 who use WhatsApp

**37%** Kids under 13 who use WhatsApp

**5 tips to keep kids safe on WhatsApp**

- 1 Review privacy settings** WhatsApp has a range of privacy and security settings to keep users safe. Customise groups, app access, live location and more.
- 2 Customise contacts** Show your child how to report and block unwanted contacts. Then, work with them to add their friends and family. Review and talk about their contacts regularly.
- 3 Talk about personal information** Make sure your child understands what personal information is. Talk about the importance of keeping that information private on WhatsApp.
- 4 Show them where to get support** If something goes wrong or they see something worrying on WhatsApp, make sure they know to come to you, and talk about other sources of support.
- 5 Check in regularly** Once you've done all of the above, check in with them regularly to review settings and how they use WhatsApp.

internet matters.org | f InternetMatters | X @IM\_Org | @internetmattersorg | @InternetMatters | @InternetMatters\_org | InternetMattersLtd

[WhatsApp Guide for parents 13+](#)



# Pastoral Support

Class based staff all work together for the wellbeing of the children.

Please keep me informed of anything you think may affect your child/ren.

I will make contact with home. Let's work together!

Mrs Pascal – SENCo

Therapists, wellbeing support





# Keep in touch!

**Safeguarding** – get in touch with any changes of pick up/important family updates

Try the website for information first (if what you're looking for is not on the website, let us know. Other people may be looking for it too)

My email address: [Year 1 @tatsfieldtlt.co.uk](mailto:Year1@tatsfieldtlt.co.uk)

Office email address: [school@tatsfieldtlt.co.uk](mailto:school@tatsfieldtlt.co.uk)

If you have any worries or queries, please do come and see me, or if easier send an email – I know lots of issues tend to come up at bedtime, so please do message then, I may not respond straight away but I will do my best to read and note any problems ready to deal with the next day.